

Specifications of Air Inlet

HB620 Air Inlet

Suitable for using brick-concrete structure poultry house.



Advantages as below:

- 1.Made of polystyrene, with UV resistant and anti-aging material.
- 2.Opening has an insulation material,to prevent condensation inside.
- 3.Air deflector on top of inlet, guides the flow direction, to avoid stress reaction of cold air.
- 4.Protecting mesh makes birds safe, to preventing wild animal entry.
- 5.Special design without spring.
- 6.Easy cleaning.
- 7.Size:620mm*230mm

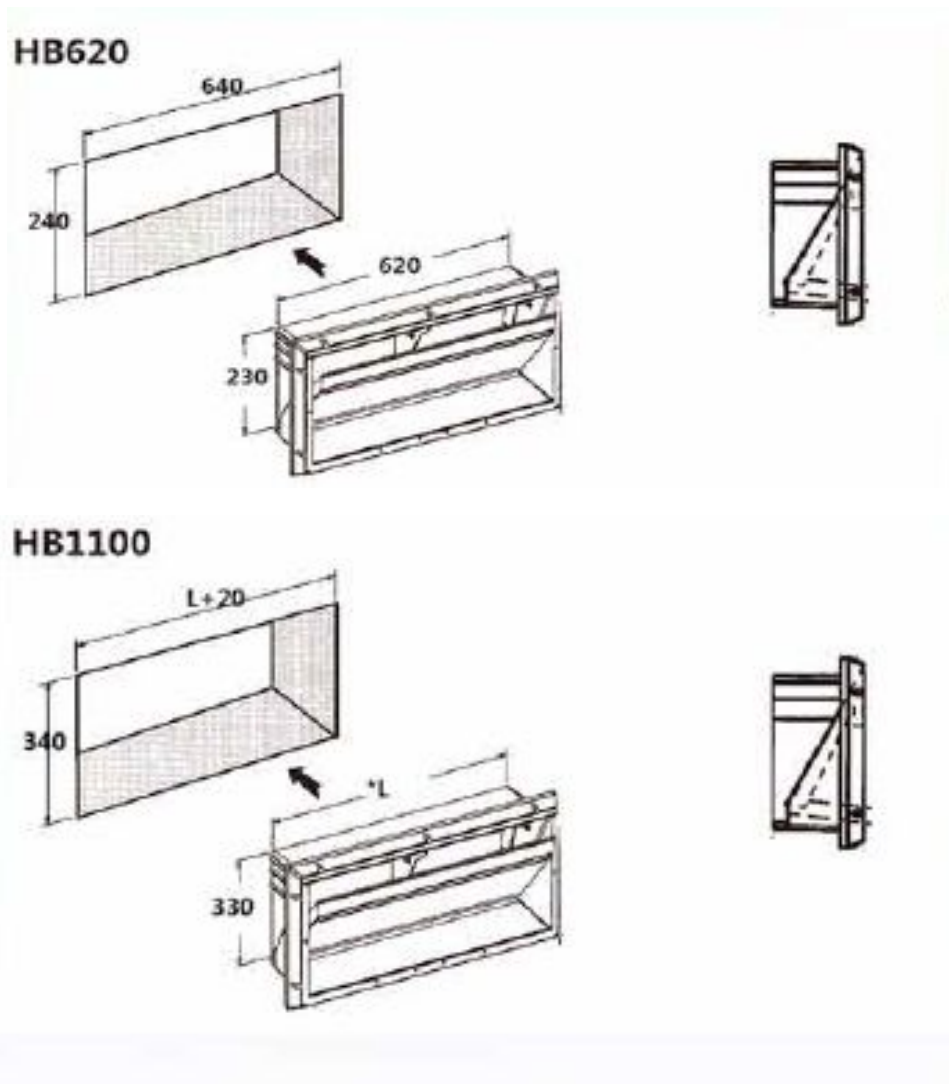
HB1100 Curve Air Inlet

More advantages than HB620 air inlet:

- 1.Length can be customized, to meet different ventilation demands.
- 2.Curved inlet flap leads airflow direction, offer uniform ventilation, and avoid stress reaction of cold air.
- 3.Classic size:1100mm*330mm

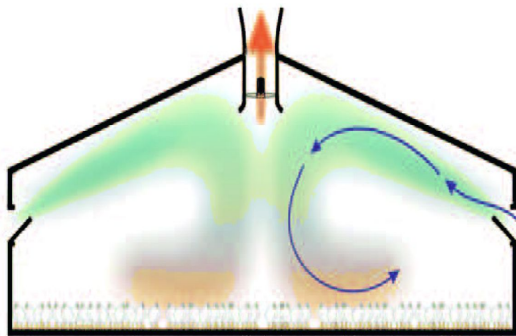


Installation:

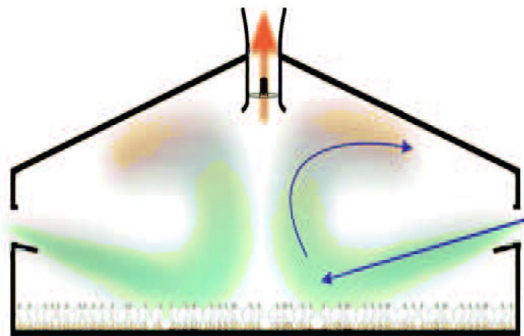


Ideal airflow as shown below:

❄️ low outside temperature




☀️ high outside temperature



Control Device

Huabo air inlet system controlled by manual winch, or drive motor.

For automatic control, the motor is switched on/off by instruction from environment controller, and adjusted by pre-set parameter.



Huabo fiberglass windshield is applied to air inlet, to avoid changing of air pressure from natural wind outside.



We also have various type of light trap for your choice, for better light blocking performance.



Using in farm

HB620 air inlet used in broiler farm:



HB1100 air inlet used in broiler farm:





FAQ

1.Q:Can we control air inlet opener part automatically?

A:Yes, the air inlet could be controller automatically based on requests.

2.Q:For HB1100 air inlet, did you have mesh beside to prevent animal?

A: Yes, we have plastic mesh for this type air inlet, but need order separately.

3.Q:What' s the material of your air inlet?

A:Huabo air inlets are made in high quality polystyrene.

4.Q:Package of the air inlets.

A:Packed in cartons.

5.Q:How to install it?

A:Pls note the air inlet wall should be at the same plane. The wall structure under air inlet 15cm should be available with expansion bolt not hollow brick. To prevent rainwater intrusion, the height of inner wall under air inlet should be higher than the external wall. Pre-embedded wood frame if any should be flush with the interior wall.

6.Q:Terms of payment.

A:TT and LC is ok for us.

7.Q:Delivery time.

A:All poultry farm equipment will be shipped in 20 days after order confirmed.