



营口三兴建业集团

SANXING GROUP

SINCE 1992



机械制造与钢结构工程

MACHINE MANUFACTURER & STEEL BUILDING CONSTRUCTOR

近期来访客户

PART OF CUSTOMERS RECENTLY



公司简介

COMPANY INFO

营口三兴建业集团旗下设有：营口三兴建业彩钢设备制造有限公司，营口三兴建业集团彩板工程有限公司，营口红胜彩板结构有限责任公司，营口三兴建业集团蓬莱海产品养殖有限公司，营口三兴建业集团公益性墓园。作为中国最著名的冷弯设备制造商之一，我们是国内外多家贸易公司和生产厂家的供货商，客户遍布全球各地。集团董事长牛长忠先生拥有多项发明专利。公司承揽国内外大型钢结构工程，可以为新老客户提供全面专业的技术服务。



董事长牛长忠
1992年于韩国
CHANGZHONG NIU
IN KOREA YEAR OF 1992

YINGKOU SANXING GROUP SPECIALIZES IN DESIGNING AND MANUFACTURING ROLL FORMING MACHINE SINCE 1992. WE HAVE GOT THE CERTIFICATE OF ISO 9001, GMC, CE, BV, SGS AND OWN MANY CERTIFICATES OF INVENTION PATENT. WE ARE THE SUPPLIER FOR UN AND SOME FOREIGN ARMY. BESIDES PRODUCING MACHINERY, WE ALSO CONSTRUCT STEEL STRUCTURE PROJECTS HOME AND ABROAD.

CHAIRMAN- CHANGZHONG NIU, IS THE MEMBER OF CPPCC, COUNCIL OF CHINA CONSTRUCTION STEEL STRUCTURE INSTITUTE, VICE-CHAIRMAN OF CHINA NATIVE CHARITY FEDERATION, VICE-CHAIRMAN OF CHINA NATIVE CHAMBER OF COMMERCE.

WE HAVE MANY EXPERIENCED ENGINEERS AND TECHNICIANS, WHO CAN OFFER COMPLETE AFTER-SERVICE PROFESSIONALLY.



UBM立式冷弯辊压成型机

UBM VERTICAL TYPE COLD ROLL FORMING MACHINE

TO GET THE MAXIMUM ADVANTAGE OF LOW COST AND HIGH SPEED OF CONSTRUCTION WE RECOMMEND THE ACQUISITION OF THE VERTICAL TYPE UBM COLD ROLL FORMING MACHINE (PATENT NUMBER: ZL 2010 1 0569504. 7).

- ▶ AUTOMATIC ONE-STAGE BUILDING SYSTEM FOR LOCKING ROOF.
- ▶ VARIOUS OPTION FOR CRANE TYPE.
- ▶ MANPOWER SAVINGS DURING MANUFACTURING COILS.



移动式工厂，多形一体机
MOBILE FACTORY;
MULTIPLE SHAPES BY ONE MACHINE



UBM立式冷弯辊压成型机


UBM VERTICAL TYPE COLD ROLL FORMING MACHINE



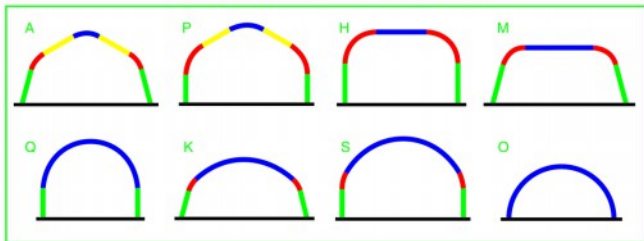
常规型号 REGULAR MODELS

主要型号 MAIN TYPE	辊轴宽度 ROLLER WIDTH	出板深度 EFFECTIVE WIDTH	辊轴深度 ROLLER DEPTH	板厚 THICKNESS	辊轴长度 ROLLER SPAN	板材利用率 USAGE RATE
SX-600-305	600MM	305MM	109MM	0.8-1.5MM	26/18M	51%
SX-914-610	914MM	610MM	203MM	0.8-1.5MM	33/20M	66.7%
SX-1000-400	1000MM	400MM	253MM	0.8-1.5MM	40/28M	40%
SX-1000-550	1000MM	550MM	167.5MM	0.8-1.5MM	36/25M	55%
SX-1000-630	1000MM	630MM	225MM	0.8-1.5MM	38/22M	63%
SX-1000-680	1000	680MM	223MM	0.8-1.5MM	30/15M	68%

THE MODULAR DESIGN OF SX-UBM BUILDINGS ALLOWS FLEXIBILITY AND VARIETY IN DESIGN AND PLANNING.



主要图形 MAIN SHAPES



UBM立式冷弯辊压成型机

UBM VERTICAL TYPE COLD ROLL FORMING MACHINE


●SX-600-305

Span $\leq 26/18\text{M}$



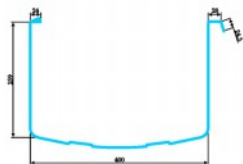
●SX-914-610

Span $\leq 33/20\text{M}$




●SX-1000-400

Span $\leq 40/28\text{M}$



●SX-1000-630

Span $\leq 38/22\text{M}$



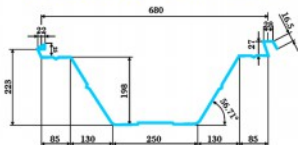
●SX-1000-550

Span $\leq 38/25\text{M}$



●SX-1000-680

Span $\leq 30/12\text{M}$

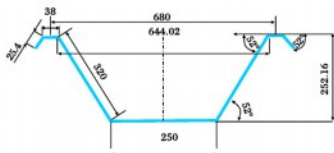


COMPARED WITH TRADITIONAL AMERICAN MACHINE, THE WORKERS CAN BE REDUCED 50 % AND THE WORKING SPEED CAN BE INCREASED 40% AT CONSTRUCTION SITE.

SX-UBM MOBILE FACTORIES ARE TAKEN TO THE CONSTRUCTION SITE AND COMPUTER DESIGNED ARCHES FROM GALVANIZED STEEL ARE FABRICATED IN A MATTER OF HOURS.

SELF SUPPORTING ARCHES WITHOUT ANY COLUMNS AND BEAMS IN SPANS FROM 5 METERS TO 45 METERS ARE SEAMED TOGETHER AND PLACED IN SIMPLE CONCRETE FOUNDATIONS.

此机组在车间工作，建筑物容易安装和拆除，板材可反复利用。
此套技术可以生产和建造9-38米跨度，21种标准形状的建筑。



型号 TYPE	进板宽度 COIL WIDTH	有效宽度 EFFECTIVE WIDTH	厚度 THICKNESS	跨度 SPAN
1000-680	1000 MM	680 MM	0.8-1.5 MM	≤38/25M



无梁柱多形建筑一体机—四边搭接式

NO-GIRDER MULTIPLE-SHAPE SCREW-JOINT MACHINE

THE MACHINE WORKS IN THE WORKSHOP. THE BUILDING IS EASY TO BE INSTALLED AND RELOCATED. THE TECHNOLOGY MAKES POSSIBLE MANUFACTURING AND CONSTRUCTION OF HALL OF WIDTH FROM 9 TO 38 METERS IN 21 STANDARD TYPES.



ACM, 车载式大跨度无梁柱拱形屋面板成型机组

ACM, NO-GIRDER ARCH ROOF FORMING MACHINE



液压机组的优势

液压系统性能更稳定，工作速度更快，维修更方便，操作更简单，与美国设备的操作系统完全相同。我们推荐经济上能承受的客户选择液压机组。

THE ADVANTAGES OF HYDRAULIC SYSTEM

THE ACM MACHINE WITH HYDRAULIC SYSTEM WORKS MORE STEADILY AND PRODUCES PANELS FASTER. THE MAINTENANCE IS MORE CONVENIENT AND THE OPERATION IS EASIER. THE SYSTEM IS SAME AS AMERICAN MACHINE , SO WE RECOMMEND HYDRAULIC MACHINE FOR CUSTOMERS WHO CONSIDER QUALITY MORE THAN PRICE.

发动机 EUROPEAN ENGINE



控制把手 CONTROLLER



ACM, 车载式大跨度无梁柱拱形屋面板成型机组
ACM, NO-GIRDER ARCH ROOF FORMING MACHINE



常规型号 REGULAR MODELS

主要型号 MAIN TYPE	进板宽度 FEEDING WIDTH	出板深度 EFFECTIVE WIDTH	槽深 DROOVE DEPTH	板厚 THICKNESS	成型跨度 FORMER SPAN	板材利用率 USAGE RATE
SX-600-305	600 MM	305 MM	109 MM	0.8-1.5 MM	≤26 M	51%
SX-914-400	914 MM	400 MM	210 MM	0.8-1.5 MM	≤40 M	43.8%
SX-914-610	914 MM	610 MM	203 MM	0.8-1.5 MM	≤33 M	66.7%
SX-914-650	914 MM	650 MM	181 MM	0.8-1.5 MM	≤25 M	71.1%
SX-914-700	914 MM	700 MM	123 MM	0.8-1.5 MM	≤22 M	76.6%
SX-914-750	914 MM	750 MM	86 MM	0.8-1.5 MM	≤14 M	82%
SX-1000-400	1000 MM	400 MM	253 MM	0.8-1.5 MM	≤40 M	40%
SX-1000-550	1000 MM	550 MM	187.5 MM	0.8-1.5 MM	≤38 M	55%
SX-1000-610	1000 MM	610 MM	243 MM	0.8-1.5 MM	≤38 M	61%
SX-1000-630	1000 MM	630 MM	225 MM	0.8-1.5 MM	≤38 M	63%
SX-1000-680	1000 MM	680 MM	223 MM	0.8-1.5 MM	≤30 M	68%
SX-1000-700	1000 MM	700 MM	175 MM	0.8-1.5 MM	≤26 M	70%
SX-1000-750	1000 MM	750 MM	138 MM	0.8-1.5 MM	≤24 M	75%
SX-1000-800	1000 MM	800 MM	114 MM	0.8-1.5 MM	≤14 M	80%
SX-1220-800	1220 MM	800 MM	300 MM	0.8-1.5 MM	≤42 M	65.5%
SX-1200-800	1200 MM	800 MM	289 MM	0.8-1.5 MM	≤42 M	67%
SX-1250-800	1250 MM	800 MM	320 MM	0.8-1.5 MM	≤42 M	64%

主要工序 MAIN WORKING PROCESS

STEP 1



STEP 2



STEP 3



STEP 4



STEP 5

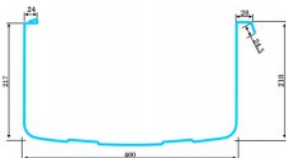


STEP 6




ACM, 车载式大跨度无梁柱拱形屋面板成型机组
ACM, NO-GIRDER ARCH ROOF FORMING MACHINE

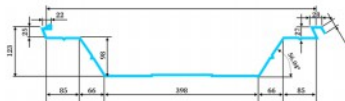
●SX-914-400 Span≤40m



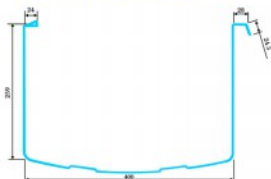
●SX-914-650 Span≤22m



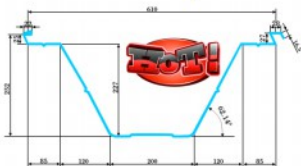
●SX-914-700 Span≤22m



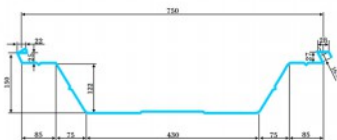
●SX-1000-400 Span≤40m



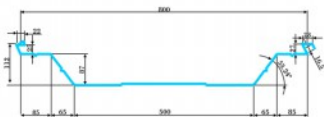
●SX-1000-610 Span≤38m




●SX-1000-750 Span≤24m



●SX-1000-800 Span≤14m



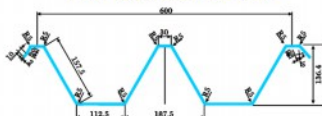
●SX-1250-800 Span≤42m



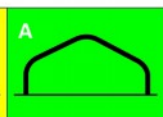
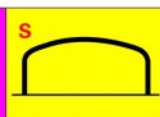
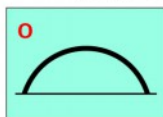

PROCESS: AUTO DECOILER → PUNCHING → FORMING → CUTTING → CURVING



● SX-1000-600 $\leq 20/12M$



● SX-1000-760 $\leq 5M$





彩色涂料
COLORFUL PAINTING




30MM PU ~ 500MM BRICK

标准配置

主机：1台
喷枪：1把
加热保温管路：15米
联枪短管：1.5米
提料泵：2只

STANDARD CONFIGURATION

MAIN MACHINE: 1 SET
SPRAY GUN: 1 SET
HEATING AND PRESERVED PIPE: 15M
CONNECTING PIPE FOR SPRAY GUN: 1.5M
LIFTING PUMP: 2 SETS



螺旋咬口式钢板仓设备

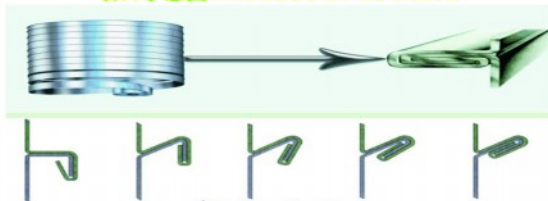
SPIRAL SEAMING TYPE STEEL SILO MACHINE

用途：直径6-40米，适用于粮食、油脂、饲料、种子、酿造、水泥、化工、水处理等多种行业，是储存颗粒、粉状、液体物料的理想设备。

USAGE: DIAMETER 6-40M. IT'S SUITABLE FOR THE INDUSTRY OF GRAIN, OIL, FEED, SEED, BREWAGE, CEMENT, CHEMICALS, WATER TREATMENT ETC. IT'S THE PERFECT STORAGE FOR GRANULAR, POWDER, AND LIQUID MATERIALS.



咬口示意图 PROCESS OF LOCKING



螺旋咬口钢板仓设备

SPIRAL SEAMING TYPE STEEL SILO MACHINE

原材料：宽度500MM，厚度1.5MM，3.0MM，4.0MM的钢带。





THE WIDTH OF STEEL IS 500MM, THICKNESS 1.5MM, 3.0MM, 4.0MM.



工程案例 OUR PROJECTS



我们是国家钢结构二级资质企业，中国建筑金属结构协会理事单位，是最早从事彩钢板建筑施工的企业之一。公司承揽国内外大型无梁柱拱板、无梁柱多形板、金属仓、聚氨酯保温工程。





我们拥有独立的技术研发团队，可以短时间设计出各种冷弯辊压成型机组。只要客户提供板型图，我们可在30天之内完成各种异型设备的设计生产。海量版型图请浏览官方网站或版型图集。

WE HAVE EXCELLENT DESIGNING AND PRODUCING TEAM. WITH THE DRAWING OF THE PROFILE, WE CAN FINISH ANY IRREGULAR TYPE OF MACHINE WITHIN 30 DAYS. PLEASE VISIT WEBSITE OR CHECK PROFILES CATALOGUE FOR NUMEROUS DRAWINGS.




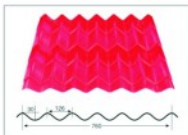



彩钢琉璃瓦成型机组

GLAZED TILE CORRUGATED ROLL FORMING MACHINE

彩钢琉璃瓦采用彩钢板为基板，经辊压、模压、定尺剪切等工序而成型，色彩丰富，古典高雅，为现代建筑画龙点睛。其自重轻，强度高，防水性好，安装方便、快捷，可广泛应用于别墅屋顶、城市平改坡、旅游风景区建筑等。

THE COLORFUL TILES ARE FORMED BY ROLLING, MOLDING, SCALING AND CUTTING. THE TILES ARE LIGHT, STRONG, AND WATERPROOF. IT CAN BE WIDELY USED AS THE ROOF OF VILLA, TOURISM SPOTS, CITY ROOF CONVERSION ETC.




规格 MODEL	尺寸(米) SIZE (M)	重量(吨) WEIGHT(T)	总功率(千瓦) POWER(KW)	适合平板宽度(毫米) WIDTH OF PANEL (MM)
AS-8M	8 × 1.6 × 2.1	1.6	8.8	≤ 1200
AS-10M	10 × 1.6 × 2.1	1.8	8.8	≤ 1200
AS-12M	10 × 1.6 × 2.1	2.0	8.8	≤ 1200



对比 COMPARISON	我们的 OURS	其他公司的 OTHERS	我们的优势 OUR ADVANTAGES
升降功能 LIFT LEGS	有 YES	无 NO	适合单层机、双层机 SUITABLE FOR SINGLE-LAYER ROLL FORMER, AND DOUBLE- LAYER ROLL FORMER
与平板机对接 BUTT WITH ROLL FORMER	不需要 NO	需要 YES	不需要与平板机接线调试。 IT IS NOT NECESSARY TO CONNECT THE ELECTRICAL LINES WITH THE ROLL FORMER TO ADJUST.
平板机的高度 THE HEIGHT OF THE ROLL FORMER	任意高度 ANY HEIGHT	要求, 固定高度 EXACT HEIGHT	适用不同高度的多台设备使用。 SUITABLE FOR MANY SETS OF MACHINE AT DIFFERENT HEIGHT.
配备气泵 ADDITIONAL AIR PUMP	不需要 NO	需要 YES	无需另配气泵, 节省开支。 ADDITIONAL AIR PUMP IS NOT NECESSARY. REDUCE COST.
控制方式 CONTROLLING SYSTEM	电动, PLC ELECTRICAL PLC	气动, 气泵 AIR-POWERED	经济方便, 性能稳定 ECONOMICAL, COVENIENT, WORKING STABLY


平板打弯机 FLAT SHEET BENDING MACHINE



胎具可以更换。一台设备可以做出多种版型，多种形状。设备可以分为卧式和立式，辊弯和冲弯不同类型。


THE BENDING MOLD CAN BE CHANGED. WITH ONE MACHINE, DIFFERENT MOLDS, ALL THE PROFILES CAN BE BENDED ECONOMICALLY. THE PANELS CAN BE BENDED IN MULTIPLE SHAPES ACCORDINGLY. WE PRODUCE BOTH HORIZONTAL AND VERTICAL TYPES, BY ROLLING OR PRESSING.

脊瓦机 RIDGE TILE FORMING MACHINE




复合板广泛应用于大中型工业建筑，如厂房、仓库、机车库、飞机库、体育场馆、展览馆、影剧院、民用建筑、活动板房、冷藏库、保鲜箱等的屋面和墙体。

THE PRODUCTS ARE WIDELY USED AS THE ROOF AND WALL OF FACTORY, WAREHOUSE, GARAGE, GYMNASIUM, EXHIBITION CENTER, CINEMA, THEATRE, CIVIL CONSTRUCTION, STADIUM, MOVABLE HOUSE, COLD STORAGE, ETC.



苯板屋面板
EPS ROOF PANEL



苯板墙体板
EPS WALL PANEL




岩棉屋面板
ROCK WOOL ROOF PANEL



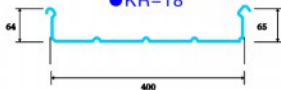
岩棉墙体板
ROCK WOOL WALL PANEL

新型框架屋面系列 SX-KR FOR FRAME AND ROOF


●SX-490



●KR-18



●KR-24



●KR-163

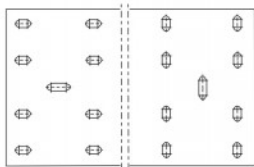
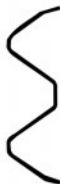
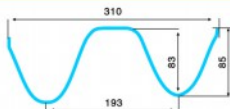


二波护栏板常用规格是4320MM × 310MM × 85MM × 3/4MM.

THE REGULAR TYPE OF TWO-WAVE PANEL IS 4320MM × 310MM × 85MM × 3/4MM.

三波护栏板常用规格是4320MM × 506MM × 85MM × 3/4MM.

THE REGULAR TYPE OF THREE-WAVE PANEL IS 4320MM × 506MM × 85MM × 3/4MM.




楼承板成型设备

DECK FLOOR ROLL FORMING MACHINE

楼承板（楼面钢承板）是采用镀锌钢板经辊压成型，其截面成V型、U型、梯形或其他波形，主要用作永久性模板，广泛应用于多层钢结构建筑。


FOR DECK FLOOR GALVANIZED STEEL PLATE, THE SECTION CAN BE V TYPE, U TYPE, TRAPEZOID OR OTHER WAVE SHAPE. IT IS USED AS THE PERMANENT FORM AND SUITABLE FOR MULTIPLE-FLOOR BUILDINGS.



纵横分条机

CROSS SLITTING MACHINE

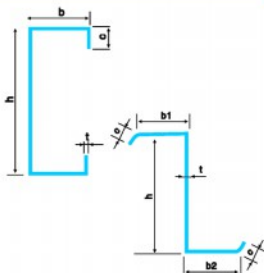
PROCESS: DECOILER → FLATTENING → AUTO CUTTING → SLITTING



U / C / Z 型钢檩条机

U/C/Z SHAPE STEEL PURLIN MACHINE

THE U,C,Z SHAPED STEEL PURLINS HAVE EXCELLENT ANTI-BENDING PROPERTY AND IT'S EASY TO INSTALL. THEY ARE WIDELY USED AS THE SUPPORTER OF ROOF AND WALL.



C型钢檩条规格尺寸表

C STEEL PURLIN DIMENSION TABLE

型号 Model	断面尺寸 Section Size (mm)				孔距 mm h
	b	a	c	t	
C80	80	40	15	2.0-3.0	不冲孔
C100	100	50	20	2.0-3.0	40
C120	120	50	20	2.0-3.0	孔距可调
C140	140	50	20	2.0-3.0	孔距可调
C160	160	60	20	2.0-3.0	孔距可调
C180	180	60	20	2.0-3.0	孔距可调
C200	200	60	20	2.0-3.0	孔距可调
C220	220	70	20	2.0-3.0	孔距可调
C250	250	70	20	2.0-3.0	孔距可调
C300	300	80	20	2.0-3.0	孔距可调

檩条型号也可根据用户要求制作 (可冲冲孔)



Z型钢檩条规格尺寸表

Z STEEL PURLIN DIMENSION TABLE



型号 Model	断面尺寸 Section Size (mm)				孔距 mm h
	b	c	t		
Z100	100	55	20	2.0-3.0	40
Z120	120	55	20	2.0-3.0	孔距可调
Z140	140	55	20	2.0-3.0	孔距可调
Z150	150	67	20	2.0-3.0	孔距可调
Z160	160	67	20	2.0-3.0	孔距可调
Z180	180	67	20	2.0-3.0	孔距可调
Z200	200	67	20	2.0-3.0	孔距可调
Z220	250	78	20	2.0-3.0	孔距可调
Z250	280	78	20	2.0-3.0	孔距可调
Z300	300	78	20	2.0-3.0	孔距可调




THE SIZE CAN BE VARIOUS (MIDDLE HOLE IS AVAILABLE)

适用于多种建筑物屋顶的造型装饰、建筑物的内外墙体及棚架式吊顶的基础材料。按用途分有吊顶龙骨和隔断龙骨。具有工期短、施工简便、安全防火等优点。

IT IS THE BASIC MATERIAL FOR THE SHAPE AND DECORATION OF THE ROOF, THE INSIDE AND OUTSIDE WALL, SHELVING CEILING. THERE ARE CEILING LIGHTGAGE STEEL AND PARTITION LIGHTGAGE STEEL. THE ADVANTAGES ARE TIME REDUCING, SIMPLE AND EASY INSTALLING, FIRE RESISTING ETC.





液压剪板机

HYDRAULIC SHEARING MACHINE

- 采用先进的集成式液压系统，可靠性好。
- 刀片间隙手轮调整迅速、准确、方便。
- 矩形刀片，四个刀口均可使用，使用寿命长。
- 剪切角可调，减少板材扭曲变形。
- WE USE ADVANCED INTEGRATED HYDRAULIC SYSTEM, AND ITS RELIABILITY IS GOOD.
- THE BLADE GAP IS ADJUSTED BY HANDWHEEL QUICKLY, ACCURATELY AND CONVENIENTLY.
- RECTANGULAR BLADE, ALL THE FOUR CUTTING EDGES CAN BE USED.
- ADJUSTABLE SHEARING ANGLE TO AVOID THE SHEET DISTORTION.



液压折弯机

HYDRAULIC BENDING MACHINE

- 全钢焊接结构，机械强度高、钢性好。
- 液压上传动，平稳可靠。
- 精度高。
- 电动调节、手动微调装置、数字显示。
- STEEL WELDED STRUCTURE, HIGH MECHANICAL STRENGTH, GOOD RIGIDITY.
- HYDRAULIC DRIVING, BE STABLE AND RELIABLE.
- HIGH ACCURACY.
- ELECTRIC ADJUSTMENT AND MANUAL FINE ADJUSTMENT DEVICE, WITH A DIGITAL DISPLAY SYSTEM.



山墙打弯机

GABLE WALL BENDING MACHINE



弯管机

AUTOMATIC TUBE BENDING MACHINE

TO BEND ROUND TUBE, SQUARE TUBE, U CHANNEL IN DIFFERENT SIZES.



自动放料架

AUTOMATIC DECOILER



自动升降机 AUTOMATIC LIFTING PLATFORM



SINGLE BEAM
7M/100KG



DOUBLE BEAM
12M/200KG



TRIPLE BEAM
14M/250KG

单柱式铝合金升降机参数 Single frame aluminium alloy elevator specification

型号 Type	工作高度 (m) Working height	提升重量(kg) Lifting Quantity	平台高度(m) Platform Height	最大外形尺寸 Max Exterior Size (长×宽×高) mm	配置动力 (kw) Power Flow
SK-0.1-6	6.5	100	5	1200*900*1960	1.1
SK-0.1-8	8	100	7	1200*900*1980	1.1
SK-0.1-9	9	100	8	1400*900*2050	1.1

双柱式铝合金升降机技术参数 Double frame aluminium alloy elevator specification

型号 Type	工作高度 Working height (m)	提升重量 Lifting Quantity (kg)	平台高度 Platform Height (m)	最大外形尺寸 (长×宽×高) Max Exterior Size (mm)	配置动力 Power Flow (kw)
SK-0.2-8	8	200	6.2	1540*900*1960	1.5
SK-0.2-10	10	200	8.2	1500*900*1980	1.5
SK-0.2-12	12	200	10.2	1500*900*2340	1.5
SK-0.2-14	14	200	12.2	1850*900*2400	1.5

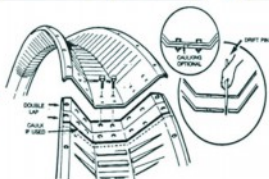
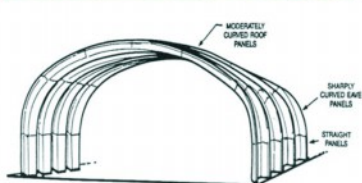


断钉钢板

SCREW-JOINT PANELS

我公司供应3至38米跨度建筑钢板。共有21种不同形状供选择。我们同时供应配套的螺栓、门窗、保温材料等。

OUR COMPANY PROVIDES STEEL SHEETS FOR DIFFERENT BUILDINGS (3-38M SPAN). THERE ARE 21 TYPES OF SCREW-JOINT STEEL BUILDINGS FOR YOU TO CHOOSE. WE ALSO PROVIDE BOLT, WINDOW, DOOR, SKY LIGHT, WIND CAMP, HEAT INSULATOR ETC.



风帽












WIND CAP




彩涂板剖面结构示意图

SCHEMATIC DIAGRAM OF COLOR COATING SHEET SECTION STRUCTURE



				
闪亮 Bright silver	铜银 Copper silver	碧玉 Jade metallic	灰白 Gray white	翠绿 Mint green
				
白银灰 Gray silver	闪亮 Bright gold	黑银 Black silver	柠檬黄 Lemon yellow	咖啡色 Coffee
				
香槟银 Champagne silver	铜铜 Metallic brass	亮白 Pure white	铬黄 Chrome yellow	深灰 Deep gray
				
香槟金 Champagne gold	红银 Red silver	象牙白 Ivory white	深蓝 Dark blue	纯黑 Pure black
				
	兰银 Blue silver		车红 Carmine red	



营口三兴建业集团

地址：辽宁省营口市站前工业园B区海澜街

电话：0417-2604444, 2845678

手机：13941746206

传真：0417-2605471

E-MAIL: REBECCA@YKSANXING.COM

中文: WWW.YKSANXING.COM

SANXING GROUP

ADDRESS: HAILAN STREET, PARK B, ZHANQIAN INDUSTRIAL ZONE,
YINGKOU CITY, LIAONING PROVINCE, CHINA

TEL: +86-417-2604444, 2845678

MOBILE: +86-13941746206

FAX: +86-417-2605471

E-MAIL: REBECCA@YKSANXING.COM

ENGLISH: WWW.FORMING-MACHINERY.COM

FRANCE: WWW.FORMINGMACHINES.FR

Россия: WWW.FORMINGMACHINES.RU

Español: WWW.FORMINGMACHINES.ES

العربية: WWW.FORMINGMACHINES.AE

Português: WWW.FORMINGMACHINES.COM.PT



专利号: PATENT NUMBER: ZL 2010 1 0569504.7